



KEY NETWORK PERFORMANCE THEMES

Proficiency: Albany Network charter schools consistently outperformed the district in both English Language Arts (ELA) and Math. Notably in ELA, Brighter Choice for Boys proficiency rates exceeded Albany District males in comparable grades by an average of 29 percentage points (41% vs. 12%). In Math, Brighter Choice for Boys and Henry Johnson surpassed the district average by 38 percentage points at each school (53% and 54%, vs. 15% for males and 16% for all students).

Growth: Albany Network charter schools on the whole experienced growth in proficiency, with an average improvement rate of 6 percentage points in ELA and 8 percentage points in Math from 2013 to 2014. Comparatively, the Albany District experienced an average loss of 4 percentage points in ELA and 2 percentage points in Math from 2013 to 2014.

SPOTLIGHT

In 3rd and 4th Grade Math, Brighter Choice for Boys and Henry Johnson outperformed Albany's suburban districts including Bethlehem, Guilderland, and North Colonie.

INDIVIDUAL CHARTER SCHOOL HIGHLIGHTS

Henry Johnson ranks 1st in growth among all NYS Schools: Henry Johnson achieved the greatest improvement in 4th grade math out of 3,352 New York State schools, as proficiency more than doubled from 29% in 2013 to 73% in 2014 in that grade.

Brighter Choice for Boys is in the Top 20 of all NYS charter schools in ELA and Math: At 3rd grade, with 74% proficiency in Math and 52% in ELA, Brighter Choice Boys ranks 20th and 18th respectively out of 129 test-taking New York State charter schools.

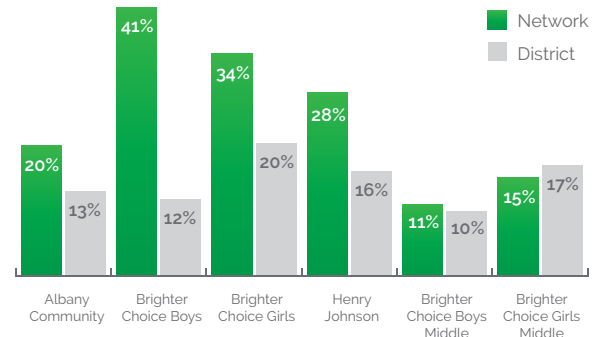
Brighter Choice for Girls ranks 2nd in ELA among all 16 Albany District Elementary Schools: 44% of 3rd grade students passed the ELA exam, doubling the success rate from 2013 (21%), while the district's proficiency rate declined for female test-takers (29% to 19%).

Albany Community 4th grade more than triple Math proficiency: Math proficiency in 4th grade improved from 13% in 2013 to 45% in 2014, as Albany Community outperformed both the district (17%) and state (42%) averages.

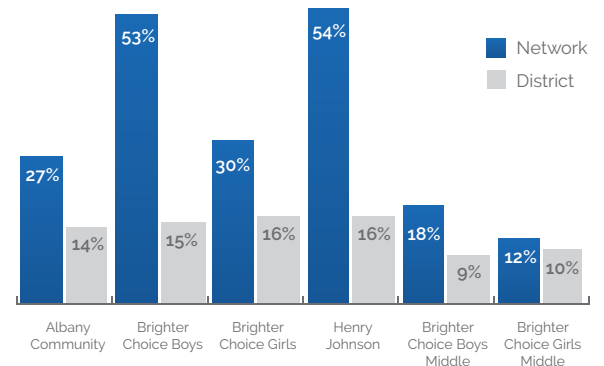
Brighter Choice Middle for Boys achieve favorable math outcomes: 31% of 8th grade students are proficient in Math, compared to 0% proficiency across the Albany District.

Brighter Choice Middle for Girls show consistent growth in ELA overall: 22% of 5th grade students are proficient in ELA, compared to 14% of Albany District female test-takers.

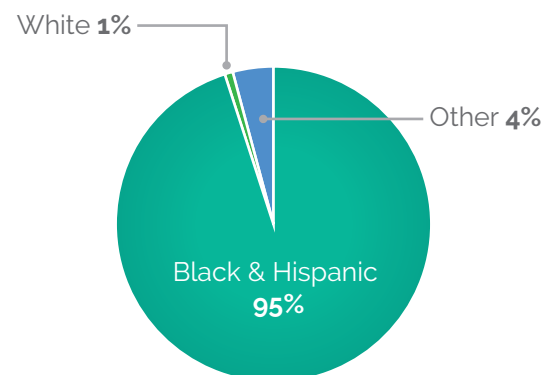
ELA PROFICIENCY RATES



MATH PROFICIENCY RATES



ALBANY NETWORK TEST TAKERS



AN IMPRESSIVE STORY OF IMPROVEMENT

Each of the Albany Network charter schools has a set of dynamic growth results.

Albany Community 3rd, 4th and 5th grade scores improved an average of 13 percentage points in ELA and 14 percentage points in Math, with a notable gain of 32 percentage points in 4th Grade Math from 2013 to 2014.

Brighter Choice for Boys experienced growth in 3rd and 4th grades in both subjects, with impressive improvements of 29 percentage points in 3rd Grade ELA (from 23% to 52%) and 41 percentage points in 3rd Grade Math (from 32% to 73%).

Brighter Choice for Girls achieved gains in ELA at both tested grade levels (3rd and 4th), with a notable growth of 23 percentage points in 3rd Grade ELA (from 21% to 44%).

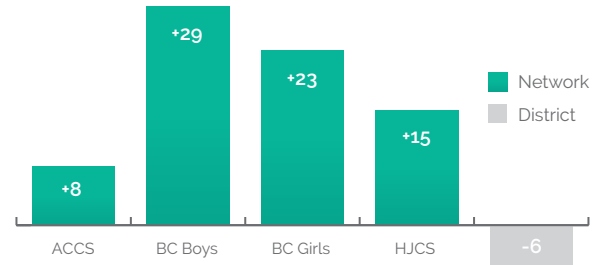
Henry Johnson posted gains in both subject areas and at both tested grade levels (3rd and 4th), with the best growth performance occurring in 4th Grade Math, where scores improved by 44 percentage points (from 29% to 73%).

Brighter Choice Middle for Boys concluded its first year of 8th Grade and secured 26% proficiency in ELA and 31% proficiency in Math at that grade, outperforming Albany District males, which scored 15% in ELA and 0% in Math.

Brighter Choice Middle for Girls built upon its performance from last year in both content areas, with the greatest gains occurring in 5th Grade where ELA improved by 13 percentage points, and Math improved by 11 percentage points.

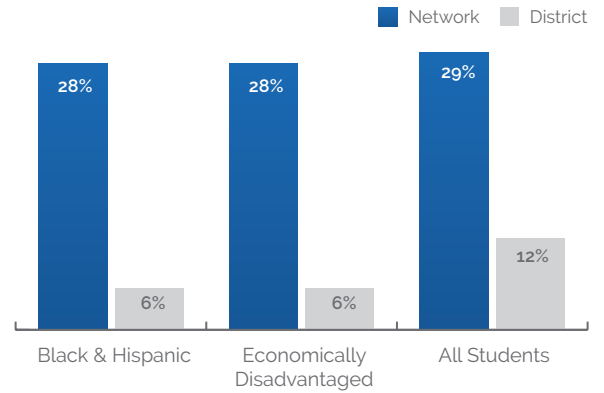


THIRD GRADE ELA MAKES SOLID GAINS

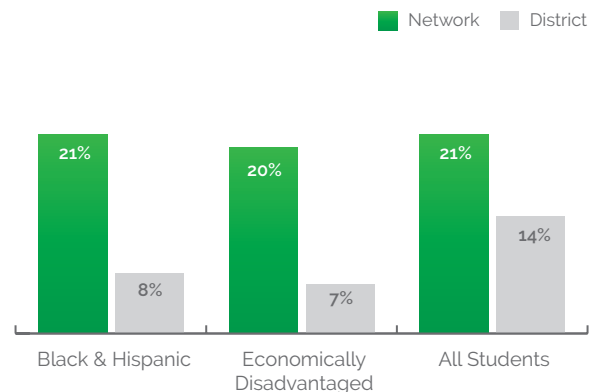


Network Charter Students Consistently Outperform District Peers

MATH PROFICIENCY RATES



ELA PROFICIENCY RATES



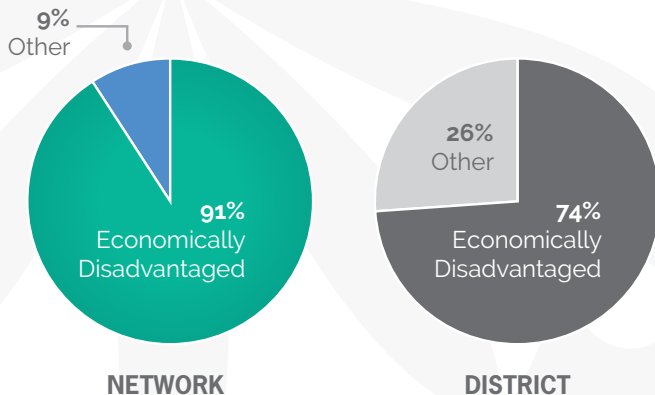
Grade-Specific Network Growth Highlights

Compared to last year, each Albany Network school reported notable proficiency gains in specific grade-level subject areas. The greatest gains from 2103 to 2014 were achieved as follows:

- +44 Henry Johnson – 4th Grade Math
- +41 Brighter Choice for Boys – 3rd Grade Math
- +32 Albany Community – 4th Grade Math
- +23 Brighter Choice for Girls – 3rd Grade ELA
- +13 Brighter Choice Middle for Girls – 5th Grade ELA
- +7 Brighter Choice Middle for Boys – 6th Grade ELA
- +2 Albany City School District – 6th Grade Math*

*The district reported declines across most grade-level subject areas.

ECONOMICALLY DISADVANTAGED STUDENT POPULATION



ALBANY NETWORK 2014 NEW YORK STATE ASSESSMENT PROFICIENCY RATES



Albany Charter School Network
CHOICE | RELIABILITY | QUALITY | GROWTH

ALBANY COMMUNITY CHARTER SCHOOL

ELA	2013	2014	Change
3rd Grade	22%	30%	+8
4th Grade	15%	26%	+11
5th Grade	5%	19%	+14
6th Grade	23%	6%	-17
7th Grade	--	17%	--
8th Grade	--	--	--

Mathematics	2013	2014	Change
3rd Grade	32%	30%	-2
4th Grade	13%	45%	+32
5th Grade	23%	33%	+10
6th Grade	20%	6%	-14
7th Grade	--	21%	--
8th Grade	--	--	--

BRIGHTER CHOICE CHARTER SCHOOL FOR BOYS

ELA	2013	2014	Change
3rd Grade	23%	52%	+29
4th Grade	22%	25%	+3

Mathematics	2013	2014	Change
3rd Grade	32%	73%	+41
4th Grade	24%	25%	+1

BRIGHTER CHOICE CHARTER SCHOOL FOR GIRLS

ELA	2013	2014	Change
3rd Grade	21%	44%	+23
4th Grade	17%	18%	+1

Mathematics	2013	2014	Change
3rd Grade	53%	36%	-17
4th Grade	22%	21%	-1

HENRY JOHNSON CHARTER SCHOOL

ELA	2013	2014	Change
3rd Grade	20%	35%	+15
4th Grade	17%	21%	+4

Mathematics	2013	2014	Change
3rd Grade	24%	36%	+12
4th Grade	29%	73%	+44

BRIGHTER CHOICE CHARTER MIDDLE SCHOOL FOR BOYS

ELA	2013	2014	Change
5th Grade	13%	5%	-8
6th Grade	4%	11%	+7
7th Grade	14%	7%	-7
8th Grade	--	26%	--

Mathematics	2013	2014	Change
5th Grade	16%	16%	0
6th Grade	17%	18%	+1
7th Grade	14%	13%	-1
8th Grade	--	31%	--

BRIGHTER CHOICE CHARTER MIDDLE SCHOOL FOR GIRLS

ELA	2013	2014	Change
5th Grade	9%	22%	+13
6th Grade	5%	10%	+5
7th Grade	7%	7%	0
8th Grade	--	23%	--

Mathematics	2013	2014	Change
5th Grade	7%	18%	+11
6th Grade	11%	15%	+4
7th Grade	5%	7%	+2
8th Grade	--	3%	--

ALBANY DISTRICT

ELA	2013	2014	Change
3rd Grade	22%	16%	-6
4th Grade	15%	15%	0
5th Grade	17%	10%	-7
6th Grade	19%	16%	-3
7th Grade	19%	9%	-10
8th Grade	17%	18%	+1

Mathematics	2013	2014	Change
3rd Grade	20%	14%	-6
4th Grade	16%	17%	+1
5th Grade	14%	12%	-2
6th Grade	14%	16%	+2
7th Grade	8%	8%	0
8th Grade	9%	0%	-9