

# 2014 New York Assessment Highlights

(TESTING GRADES 3 THROUGH 7)

## ALBANY COMMUNITY CHARTER SCHOOL HAS SOLID RESULTS IN ELA AND MATH

### ENGLISH LANGUAGE ARTS

**Proficiency:** 20% of students were proficient in ELA, compared to the District where only 13% were proficient.

**Growth:** ELA performance improved schoolwide by 4 percentage points, from 16% in 2013 to 20% in 2014. By comparison, in the same grades the District declined by 5 percentage points (from 18% to 13%).

### MATH

**Proficiency:** 27% of students were proficient in Math, nearly double that of the District (14% proficiency for same grade students).

**Growth:** Math increased 5 percentage points schoolwide from 22% in 2013 to 27% in 2014, while District scores for the same grades declined from 15% to 14% over that time period.

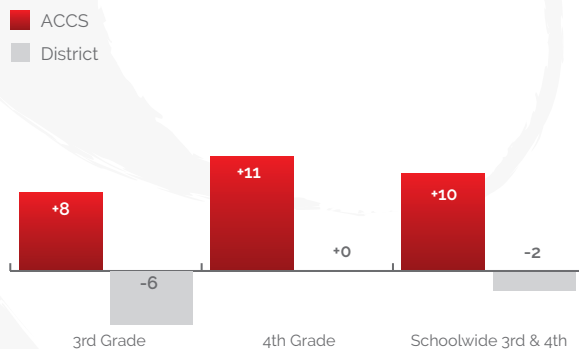
## NOTABLE PERFORMANCE HIGHLIGHTS

**Albany Community ranks 2nd in ELA and Math out of all Albany District Middle Schools:** The 2013-2014 academic year marked the first year Albany Community grew to 7th grade, and in that inaugural year they outperformed the majority of District schools.

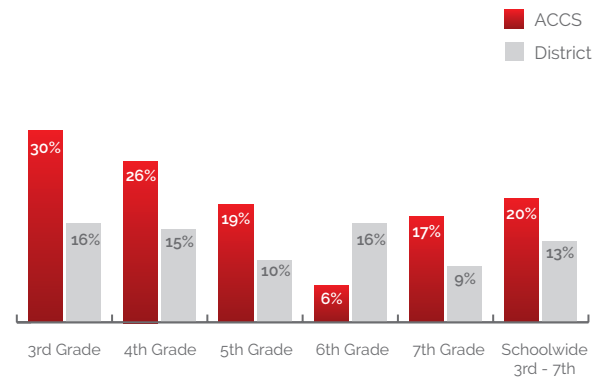
**A growing number of students are advanced in Math:** 45% of 4th graders achieved proficiency with 20% scoring advanced, compared to the District where only 17% of students were proficient with 4% scoring advanced.

## STUDENTS ACHIEVE IMPRESSIVE GROWTH OUTCOMES FROM 2013 TO 2014

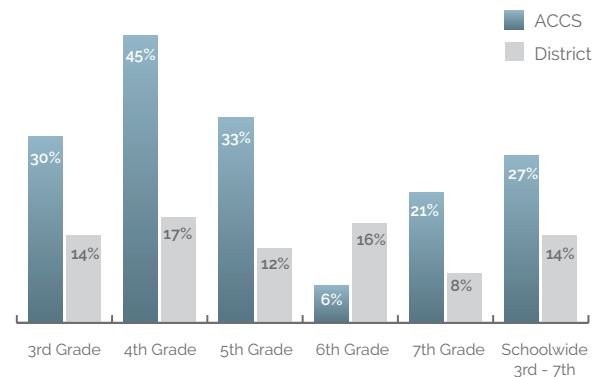
### ELA % POINT GAINS



### ELA PROFICIENCY RATES



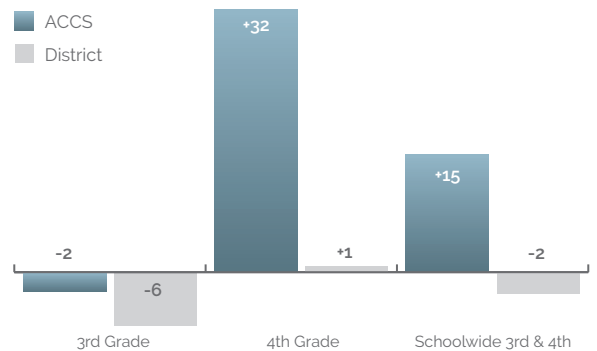
### MATH PROFICIENCY RATES



### SPOTLIGHT

**Albany Community Elementary Students (3rd-4th grade) experienced rapid growth between 2013 and 2014 while Albany District students in the same grades experienced a decline in performance.**

### MATH % POINT GAINS



## ALBANY COMMUNITY ACHIEVES SUCCESS ACROSS TRADITIONALLY UNDERSERVED POPULATIONS

### Black and Hispanic Student Highlights

#### ENGLISH LANGUAGE ARTS

Black and Hispanic students achieved higher results than District peers (20% to 7%).

Black students in 5th grade performed 5 times higher than District peers in ELA (20% vs. 4%).

#### MATH

Black and Hispanic students outpaced district peers (27% to 7%).

Black students scored 31 percentage points higher in Math in 5th grade than District peers (34% vs. 3%).

### Gender Group Student Highlights

#### ENGLISH LANGUAGE ARTS

Female students doubled the performance of female District peers (39% to 19%).

4th Grade male students increased proficiency by 17 percentage points (11% to 28%).

#### MATH

39% of 4th grade female students were proficient in Math with 11% scoring advanced vs. 20% of female students District-wide achieving proficiency.

50% of 4th grade male students achieved proficiency with 28% scoring advanced.

Male students in 7th grade this year performed better than students in 6th grade last year (26% to 16%).

### Economically Disadvantaged Student Highlights

#### ENGLISH LANGUAGE ARTS

Economically disadvantaged students outpaced District and County students (18% to 7% and 18% to 14% respectively).

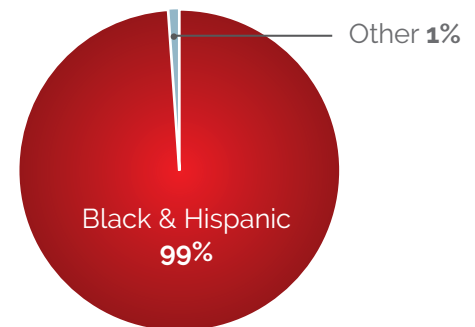
Students with economic disadvantages outperformed the District by three times (27% vs. 9%) in 3rd grade.

#### MATH

26% of economically disadvantaged students achieved proficiency, nearly 4 times that of the District (7%) and 6 percentage points more than the County (20%).

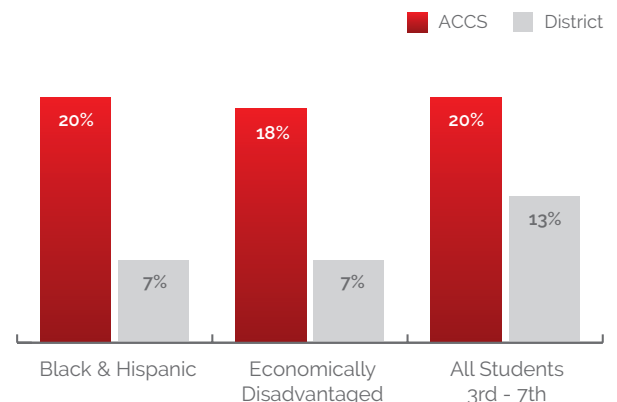
Economically disadvantaged students had over 7 times the math proficiency rate of District students (22% vs. 3%) in 7th grade.

### ALBANY COMMUNITY TEST TAKERS

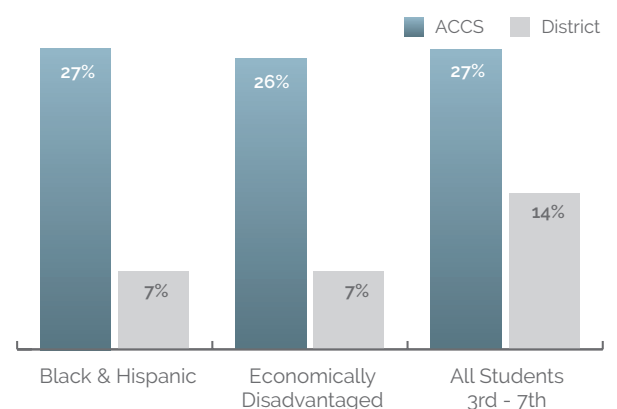


### ALBANY COMMUNITY PERFORMANCE ACROSS PEER GROUPS VS. ALBANY DISTRICT

#### ELA PROFICIENCY RATES



#### MATH PROFICIENCY RATES



## GRADE LEVEL HIGHLIGHTS

Albany Community Charter School students achieved notable highlights at every grade level. The strength of Albany Community's program is evident in the performance outcomes across grade levels. Albany Community continues to be a viable educational option for children within the Albany community and traditionally underserved populations.

---

### 3rd GRADE

#### ENGLISH LANGUAGE ARTS

Students grew from 22% proficiency in 2013 to 30% in 2014. District students experienced a decline in their performance over the same period (22% to 16%).

#### MATH

30% of 3rd graders were proficient, more than double the performance of District peers (14%).

---

### 4th GRADE

#### ENGLISH LANGUAGE ARTS

4th graders experienced tremendous growth from 15% to 26% proficiency, while the District remained stagnant at 15%.

#### MATH

Proficiency more than tripled from 13% in 2013 to 45% in 2014, with 20% of 4th graders scoring advanced. District peers only grew one percentage point from 16% to 17% over the same time period.

---

### 5th GRADE

#### ENGLISH LANGUAGE ARTS

5th graders performed nearly 4 times higher in 2014 than 2013 (19% vs. 5%), achieving greater results than the District where proficiency was at 10%, down from 17% in 2013.

#### MATH

33% of 5th graders were proficient, an increase of 10 percentage points from 2013 and 21 percentage points higher than the District (12%).

---

### 6th GRADE

#### ENGLISH LANGUAGE ARTS

Students who were in 5th grade last year and are in 6th grade this year made marginal progress.

---

### 7th GRADE

#### ENGLISH LANGUAGE ARTS

Albany Community's first 7th grade class achieved 17% proficiency, compared to the District who only achieved 9%.

#### MATH

Students achieved 21% proficiency, more than twice the performance of the District (8%).